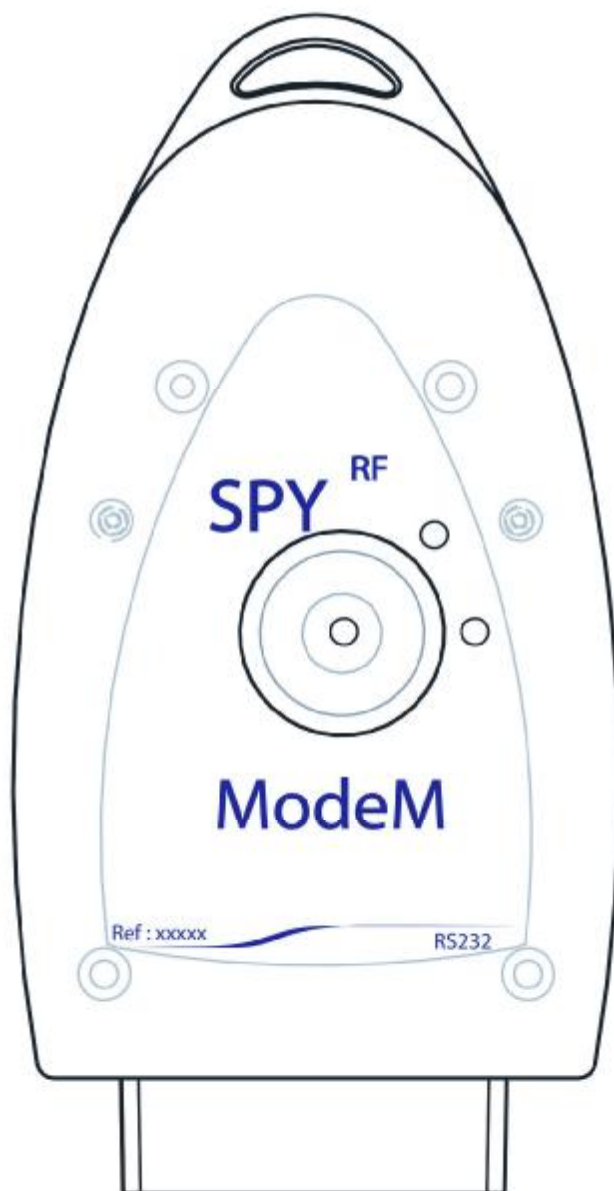


BEDIENUNGSANLEITUNG USER MANUAL

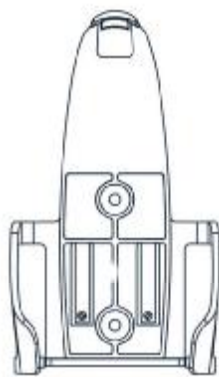
SPY MODEM USB/RS232



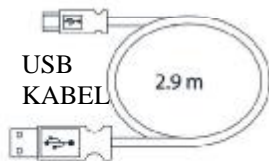
MODEM USB



MODEM

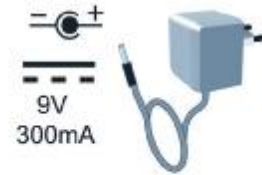


WANDHALTER
SUPPORT MURAL



USB
KABEL
2.9 m

STECKERNETZTEIL
POWER SUPPLY



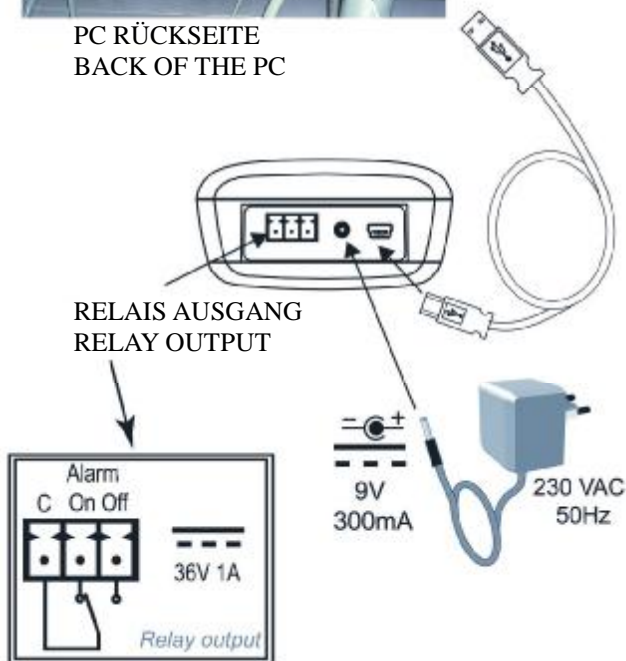
9V
300mA

Installation



USB PORT

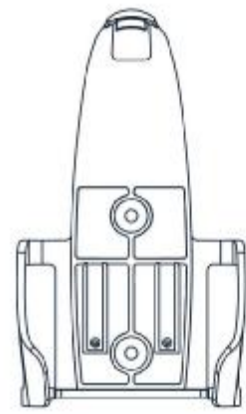
PC RÜCKSEITE
BACK OF THE PC



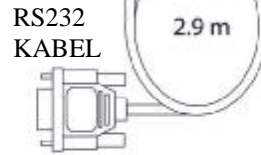
MODEM RS232



MODEM

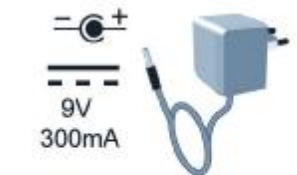


WANDHALTER
SUPPORT MURAL



RS232
KABEL
2.9 m

STECKERNETZTEIL
POWER SUPPLY



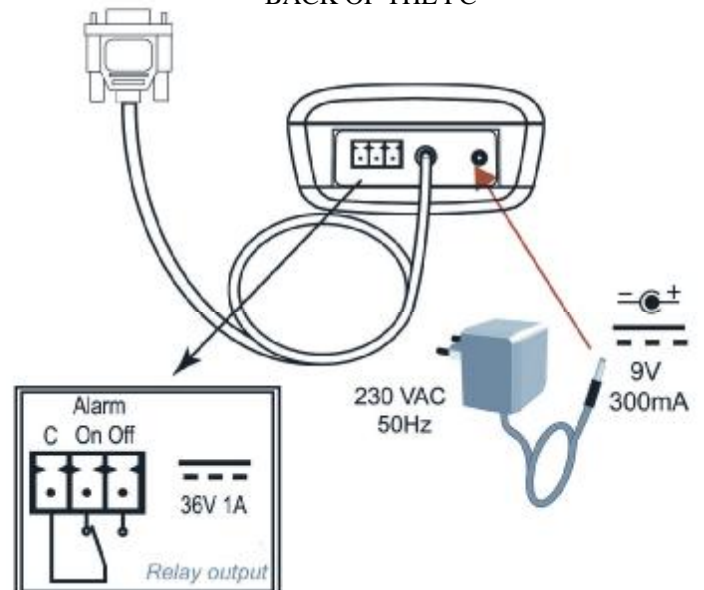
9V
300mA

Installation

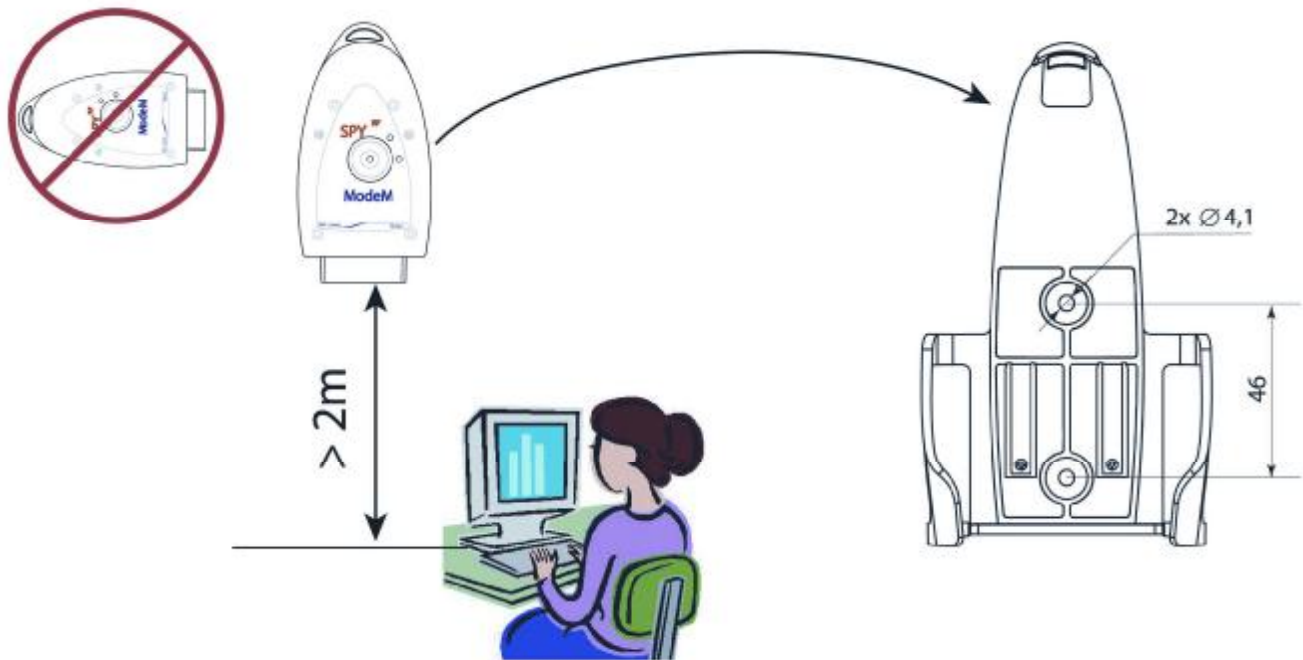


COM PORT

PC RÜCKSEITE
BACK OF THE PC



INSTALLATIONSANWEISUNG / BRAKET FIXING



ERKLÄRUNG DER LED'S / LEDS INDICATIONS



Generelle Anzeige / General

- 1 * = Modem PC Verbindung / Modem-PC dialog
- 2 * = Logger Verbindung / Radio communication
- 1+2 *+* = Warte Modus / Standby (1 aufleuchten jede Sekunde)

Anzeige bei Betrieb / Instantaneous reading

- 1+2 *+* = 1 aufleuchten pro Lesevorgang / 1 Flash during reading
- 1+2 *+* = Speicher Übertragung / memory transmission (schnelles blinken während des Empfangs / quick flashing along the transfer duration)

1 = Rote LED / red led
2 = Grüne LED / green led

TECHNISCHE DATEN / CHARACTERISTICS

	RS232	USB
PC Anschluss / PC Link	RS232	USB
Steckernetzteil / Power supply	9V DC 300mA	via USB
Relay Ausgang / Relay output	36V DC – 1A	36V DC – 1A
Funk Frequenz / Radio frequency	868 MHz	868 MHz
Sendeleistung / Emitting power	25 oder 500mW	25 oder 500mW
Arbeitsbedingungen Temperatur und Feuchte	-20...+70°C	-20...+70°C
Working temperature and relative humidity	0...90% rF nicht kondensiert / non condensing	
CE Konformität / CE compliance	EN 301 489-1 V1.3.1:2001 / EN61010-1:2001 EN 300-220-3 :2000	